

















Paper Plate Snowman

Materials:

8 inch paper plate
10 inch paper plate
Markers
Scissors
Ribbon
Glue



1-Color hat, mittens, boots and carrot
1-glue two plates together by the edge
2-Cut out mittens  
3-Cut out boots  
4-Cut out hat  
5-Glue mittens to top 10 inch plate  
6-Glue boots to bottom 10 inch plate  
7-Glue hat to top 8 inch plate  
8-draw face on 8 inch plate  
9-glue ribbon to neck 